

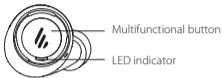


TWS5

Truly Wireless Stereo Earbuds



■ Product Description and Accessories



Charging case



Earmuffs x 3 pairs



Charging cable

There are different size of earmuffs attached in the package, please select the suitable ones to wear.

■ Operational Guide

● Headphones Charging

During using, if only red light flashes, it indicates the headphones are at low battery level, please use them after fully charged.

Charging: place the headphones into the charging case

Red light lit = charging red light off = fully charged

Charging time: about 1.5 hours for a full charging

● Charging Case Charging

Green lights of the charging case indicate battery level capacity:

When the green lights are all lit, the charging case can charge headphones three times;

When only the leftmost green light is lit, it indicates the charging case is at low battery level, please charge it in time; the green lights will be all lit after fully charged.



Rated input: 5V==60mA(headphone) 5V==500mA(charging case)

Warning:

The rechargeable batteries that provide power for this product must be disposed properly for recycling. Do not dispose of batteries in fire to prevent an explosion.

• Power ON/OFF

1. Power on: take headphones out from the charging case, they will turn on automatically;
2. Power off: place headphones into the charging case, they will turn off automatically;

• Bluetooth Connection

1. Two Headphones Mode

- Open the charging case to take two headphones out, they will automatically turn on and make interconnection;
- Press and hold the multifunctional button of the left headphone to enter pairing state, red and blue light flashing rapidly;
- Set mobile phone to search for and connect to "EDIFIER TW55", after pairing is successful, blue light will flash slowly.

2. One Headphone Mode

If use one headphone only, please take the left or right headphone out from the charging case, and refer to the procedures mentioned in "Two Headphones Mode" to pair it with mobile phone.

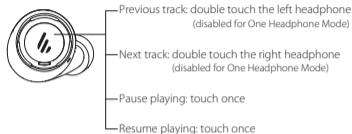
- **TWS Pairing and Connection of the Left and Right Headphones**

The left and right headphones have finished TWS pairing before leaving the factory. If the wireless connection fails to resume, please follow the steps below to re-pair:

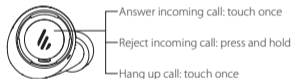
- When there is no TWS connection, separately double press the multifunctional button of the left and right headphone to enter TWS pairing state, blue light flashing rapidly;
- After pairing is done, blue lights of the left and right headphones will flash slowly.

■ Functional Operation Instructions

• Music Playback Mode



• Call Mode



- To clear pairing records with mobile phone: when without Bluetooth or TWS connection, press and hold the multifunctional button for 8 seconds.
- To disconnect connection with mobile phone: when the phone is connected, no music is played and with no call, press and hold the multifunctional button for 3 seconds.

■ FAQs

Red light instead of blue light flashes.

- The headphones are at low battery level, please recharge the headphones.

Red light is off during charging.

- Please ensure the headphones are correctly placed into the charging case.
- When the headphones are not used for long periods of time, the battery will enter sleep state, it needs to charge about 30 minutes and then the red light will be lit.

No sound

- Check if the headphones are operating.
- Check if the headphones volume is at an appropriate level.
- Check if the headphones are correctly connected with mobile phone.
- Check if the headphones are operating within a normal working range.

Call effect of the headphones is bad.

- Check if mobile phone is in an area with strong signal.
- Please ensure the headphones are within effective distance (10m) and no obstacle between the headphones and mobile phone.

When playing music, cannot control pause/play/previous track/next track via headphones.

- Please ensure the paired device support AVRCP (Audio/Video Remote Control Profile) profile.

■ Maintenance

During using, please read the following advices carefully.

- Keep the product away from humid places to avoid affecting internal circuit. Do not use the product during intense exercise or with much sweat to prevent sweat from dropping into the product to make damage.
- Do not put the product in places exposed to sun or with high temperature. High temperature will shorten service life of electronic components, damage battery and deform plastic components.
- Do not put the product in cold places to avoid damaging internal circuit board.
- Do not dismantle the product. Non-professional personnel may damage the product.
- Do not drop, strongly vibrate, strike the product with hard object to avoid damaging internal circuit.
- Do not use drastic chemicals or cleaner to clean the product.
- Do not use sharp objects to scratch product surface to avoid damaging shell and affecting looking.

If the product cannot operate properly, please send it to your qualified maintenance agency.

CAUTION

Danger of explosion if battery is incorrectly replaced.

Replace only with the same or equivalent type.

A warning that batteries (battery pack or batteries installed) shall not be exposed to excessive heat such as sunshine, fire or the like.



- "To prevent possible hearing damage, do not listen at high volume levels for long periods."
 - "Fully understand user manual before use."
 - "Ensure your player at low volume levels or power off before you leaving."
-



Correct Disposal of this product. This marking indicates that this product should not be disposed with other household disposal, recycle it responsibly to promote the sustainable reuse of material resources. To return your used device, please use the return and collection systems or contact the retailer where the product was purchased. They can take this product for environmental safe recycling.



WARNING!

Danger of explosion if the battery is incorrectly replaced. Replace only with the same or equivalent type.

For products with removable battery, the battery must be properly recycled or disposed. For products with built-in battery, disassembling is prohibited.

Never disassemble, hit with force, squeeze batteries or dispose of batteries in fire. Do not expose batteries in conductive materials, liquid, fire or heat. Do not let metal object contact two battery poles. If the battery looks swollen, leaking, discolored, having odor or any abnormal appearance, stop using it. Do not use the battery after immersed in water.

Improper use of battery may lead to explosion or leakage, causing skin burn or other injuries; in the event of battery leakage, handle it with care and immediately dispose of the battery in the manner in compliance with applicable laws and regulations in your locality.

FCC statement:

"This device complies with Part 15 of the FCC Rules. Operation is subject to the following two conditions: (1) this device may not cause harmful interference, and (2) this device must accept any interference received, including interference that may cause undesired operation."

IC statement: CAN ICES-3(B)/NMB-3(B).

FCC ID: Z9G-EDF81 IC: 10004A-EDF81



The Bluetooth® word mark and logos are registered trademarks owned by Bluetooth SIG, Inc. and any use of such marks by EDIFIER is under license. Other trademarks and trade names are those of their respective owners.

Declaration for EU

Frequency Band: 2.402GHz ~ 2.480GHz

RF Power output: ≤20 dBm (EIRP)

There is no restriction of use.



Qualcomm aptX and Qualcomm TrueWireless are products of Qualcomm Technologies, Inc. and/or its subsidiaries.

Qualcomm is a trademark of Qualcomm Incorporated, registered in the United States and other countries.

Qualcomm TrueWireless is a trademark of Qualcomm Incorporated.

aptX is a trademark of Qualcomm Technologies International, Ltd., registered in the United States and other countries.

EN • Warning!

To guarantee your personal safety, please do not wear or keep earphones in the vicinity (closer than 10cm) of a pacemaker.

Do not insert plug into electric sockets.

Supervise children when using the equipment, the product is not a toy.

Earphone listening at high volume levels – particularly, over extended periods of time – may damage your hearing.

The operation of switches on your hi-fi system or plugging in the earphones may cause clicks which at high volume setting may affect your hearing. Therefore, always set the volume control to minimum before switching between different sources (tuner, turntable, CD player, etc.) or plugging in the earphones.

For traffic safety, do not use earphones while driving or cycling.

EDIFIER International Limited

www.edifier.com

©2019 Edifier International Limited. All rights reserved.

Printed in China

NOTICE:

For the need of technical improvement and system upgrade, information contained herein may be subject to change from time to time without prior notice.

Products of EDIFIER will be customized for different applications.

Pictures and illustrations shown on this manual may be slightly different from actual product.

Picture for reference only, actual product prevails.

V1.1 IB-200-T00050-03